
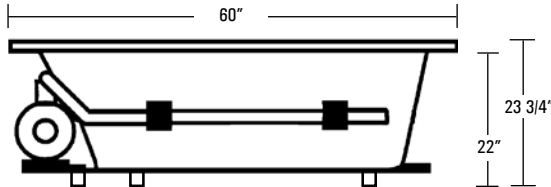
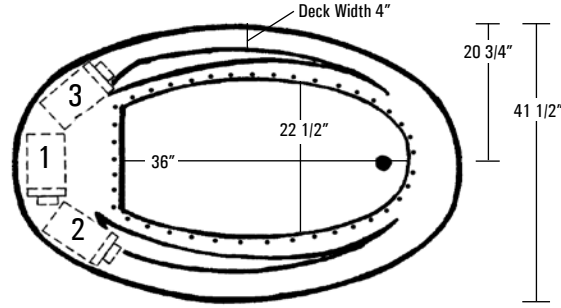
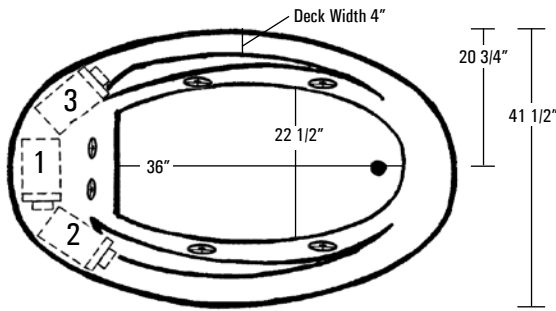



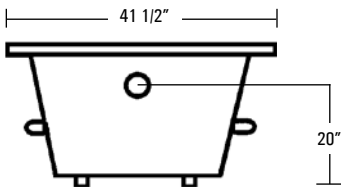
SYMPHONY 16

AQUATIC

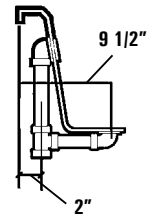
SYMPHONY SERIES MODEL # AIPL6042SY / AIPL6042SYAIR / AIPL6042SYTO



Symphony 16 with air shown



Rough-In Plumbing Measurements



SPECIFICATIONS:

GENERAL SPECIFICATIONS:

Tub Size	60" x 41 1/2" x 23 3/4"
	152 cm x 105 cm x 60 cm
Bathing Well	36" long
	22 1/2" wide
	22" interior depth
Maximum Water Depth	16 1/2"
Shipping Weight	163 lbs. / 74 kg
Tub Weight Filled	587 lbs. / 266 kg
Tub Only Weight	112 lbs. / 51 kg
Gallons to Overflow	57 gal. / 216 L
Gallons to Operate	44 gal. / 167 L

ELECTRICAL SPECIFICATIONS:

Whirlpool Pump Requirement	.80 HP; 5.6 AMP; 115V 15 AMP; 120V, separate circuit required protected w/ Class A GFCI
Optional Heater Requirement	1.5KW, 12.5 AMP, 110V 15 AMP; 120 V, separate circuit required protected with Class A GFCI
Air Bath Blower/Heater Requirement	.80 HP, 5 AMP, 120V 15 AMP; 120V, separate circuit required protected w/ Class A GFCI

STANDARD EQUIPMENT:

Whirlpool Bath:

- .80 HP Run-Dry Pump
- 2 Spinning Back Jets
- 4 Directional Jets

Air Bath:

- .80 HP Blower
- 300 Watt Air Heating System
- Automatic Purge and Dry Cycle
- Air Channels Lined with Antimicrobial Coating

Aquatic Quality Features (Air Bath and Whirlpool Bath):

- Bath-Side On/Off Air Button
 - "Quiet Pad" Anti-Vibration Pump Mount for Quiet Pump Operation
 - Heat-bent Rigid PVC Piping for Optimum Sanitary Conditions
 - 2 Arm Rests
 - Color Matched Trim and Jets (Select Colors)
 - Durable, Easy to Clean, Lucite® Cast Acrylic Surface
 - Available in 8 Standard No-Charge Colors
- UL and IAPMO Listed, Factory Tested**
Limited 10 Year Warranty

OPTIONAL EQUIPMENT:

- Comfort Pillow--Oval or Rectangle
- 1.5 kW Inline Maintenance Heater (Whirlpool Only) (Pump Options 1, 2, 3)
- Lift & Turn Waste and Overflow
- Chrome, Polished Brass, Gold, Satin Nickel, Polished Nickel or Oil Rubbed Bronze
- Cable Drive Waste and Overflow
- Chrome, Polished Brass, Gold, Satin Nickel, Polished Nickel, Oil Rubbed Bronze or Color Matched (Bone, White and Biscuit Only)
- Optional Pump or Blower Location

All acrylic colors featured by Aquatic match the industry's leading fixture manufacturers.

Fax-On-Demand
Document # 1284



Each Symphony Air Bath model is equipped with a 300 watt air heating system to raise the temperature of the air going into the bath. This air temperature will be less than the bathing temperature of the water, but will help to reduce a rapid decrease in water temperature. In addition, the air coming from the air jets will feel cool against the skin, just as a breeze on a warm day cools your body. This system does not heat the water.

The manufacturer accepts a 1/4" variance. There are variations on each tub and specifications are subject to change as we improve upon our product as required. The dimensions needed for site preparation and structure building should be measured from the tub; Aquatic Industries, Inc. assumes no responsibility for preparatory work. www.aquaticwhirlpools.com 800.555.5324