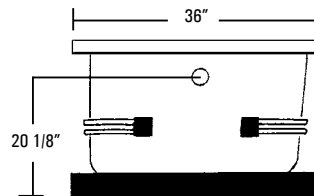
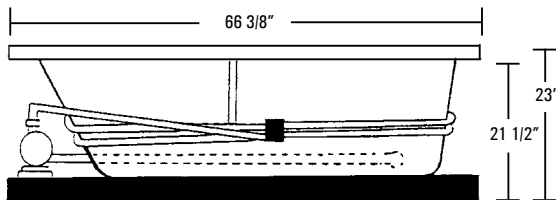

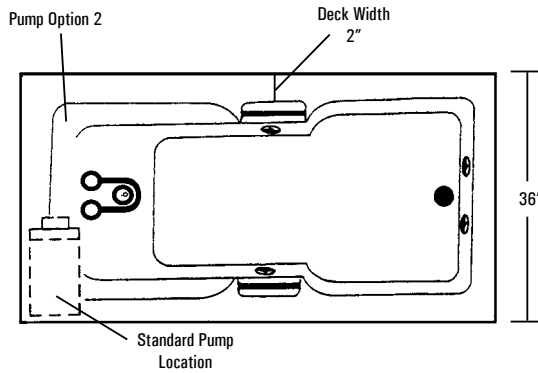


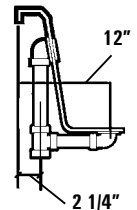
SOUTH PADRE

AQUATIC

LUXURY SERIES MODEL # AI6636R



Rough-In Plumbing Measurements



SPECIFICATIONS:

GENERAL SPECIFICATIONS:

Tub Size	66 3/8" x 36" x 23"
	169 cm x 91 cm x 58 cm
Bathing Well	41" long
	22" wide
	21 3/4" interior depth
Shipping Weight	203 lbs. / 92 kg
Tub Weight Filled	806 lbs. / 366 kg
Gallons to Overflow	85 gal. / 322 L
Gallons to Operate	66 gal. / 250 L

ELECTRICAL SPECIFICATIONS:

Pump Requirement	1.75 HP; 12 AMP; 110V
	15 AMP; 110V, separate circuit required protected w/ Class A GFCI
Optional Heater Requirement	1.5 kW; 12.5 AMP; 110V
	15 AMP; 110V, separate circuit required protected w/ Class A GFCI

STANDARD EQUIPMENT:

- 7 Hydrotherapy Jets including:**
- 4 Full Size Pressure-Flo Hydrotherapy Jets
 - 2 StressEaz Neck & Shoulder Therapy Jets
 - 1 Recessed Rotary Massage Jet
- Aquatic Quality Features:**
- 1.75 HP Run-Dry Pump with 20-Minute Timer
 - Bath-Side On/Off Electronic Button
 - "Quiet Pad" Anti-Vibration Pump Mount for Quiet Pump Operation
 - 2 Color Matched Grab Bars
 - 2 Arm Rests
 - Slip Resistant Floor
 - Pre-leveled ABS Support Base
 - Heat-bent Rigid PVC Piping for Optimum Sanitary Conditions
 - Durable, Easy to Clean, Lucite® Cast Acrylic Surface
 - Available in 8 Standard No-Charge Colors
- UL & IAPMO Listed, Factory Tested Limited Lifetime Warranty**

OPTIONAL EQUIPMENT:

- Chromatherapy LED Lighting
- Comfort Pillow -- Oval or Rectangle
- Jet Finish
 - Chrome, Polished Brass, Gold, Polished Nickel or Satin Nickel
- Grab Bar
 - White, Biscuit, Chrome, Polished Brass, Gold, Polished Nickel, Satin Nickel or Oil Rubbed Bronze
- 1.5 kW Inline Maintenance Heater
- Lift & Turn Waste and Overflow
 - Chrome, Polished Brass, Gold, Polished Nickel, Satin Nickel or Oil Rubbed Bronze
- Cable Drive Waste and Overflow
 - Chrome, Polished Brass, Gold, Polished Nickel, Satin Nickel, Oil Rubbed Bronze or Color Matched (Bone, White and Biscuit Only)
- Factory Installed Rigid ABS Tile Flange
- 2 HP, 3-Speed Run-Dry Pump Upgrade
- Optional Pump Location
- Remote Pump Location
- Color Matched Acrylic Skirt
- Hand Held Jet - Chrome or Polished Brass
- Premium Colors

Fax-On-Demand Document # 1052



All acrylic colors featured by Aquatic match the industry's leading fixture manufacturers.

The manufacturer accepts a 1/4" variance. There are variations on each tub and specifications are subject to change as we improve upon our product as required. The dimensions needed for site preparation and structure building should be measured from the tub; Aquatic Industries, Inc. assumes no responsibility for preparatory work. www.aquaticwhirlpools.com 800.555.5324