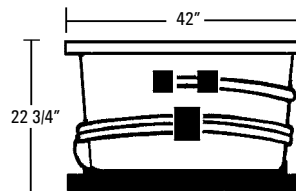

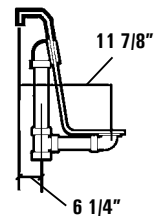


CAN BE USED IN AN UNDERMOUNT APPLICATION



Rough-In Plumbing Measurements



SPECIFICATIONS:

GENERAL SPECIFICATIONS:

Tub Size	66" x 42" x 22 3/4"
	168 cm x 107 cm x 60 cm
Bathing Well	42" long
	27" wide
	21 1/2" interior
Shipping Weight	226 lbs. / 102 kg
Tub Weight Filled	1001 lbs. / 454 kg
Gallons to Overflow	97 gal. / 366 L
Gallons to Operate	1 bather: 79 gal. / 299 L
	2 bathers: 60 gal. / 227 L

ELECTRICAL SPECIFICATIONS:

Pump	1.75 HP; 12 AMP; 110V
Requirement	15 AMP; 110V, separate circuit required protected w/ Class A GFCI
Optional Heater	1.5 kW; 12.5 AMP; 110V
Requirement	15 AMP; 110V, separate circuit required protected w/ Class A GFCI

STANDARD EQUIPMENT:

- 8 Hydrotherapy Jets including:**
- 4 Full Size Pressure-Flo Hydrotherapy Jets
 - 2 Recessed Rotary Massage Jets
 - 2 StressEaz Neck & Shoulder Therapy Jets
- Aquatic Quality Features:**
- 1.75 HP Run-Dry Pump with 20-Minute Timer
 - Bath-Side On/Off Electronic Button
 - "Quiet Pad" Anti-Vibration Pump Mount for Quiet Pump Operation
 - 4 Arm Rests
 - Slip Resistant Floor
 - Pre-leveled ABS Support Base
 - Heat-bent Rigid PVC Piping for Optimum Sanitary Conditions
 - Durable, Easy to Clean, Lucite® Cast Acrylic Surface
 - Available in 8 Standard No-Charge Colors
- UL & IAPMO Listed, Factory Tested Limited Lifetime Warranty**

OPTIONAL EQUIPMENT:

- Chromotherapy LED Lighting
- Comfort Pillow - Oval or Rectangle
- Jet Finish
 - Chrome, Polished Brass, Gold, Polished Nickel or Satin Nickel
- Bolt-On Grab Bar
 - White, Biscuit, Chrome, Polished Brass, Gold, Polished Nickel, Satin Nickel or Oil Rubbed Bronze
- 1.5 kW Inline Maintenance Heater
- Lift & Turn Waste and Overflow
 - Chrome, Polished Brass, Gold, Polished Nickel, Satin Nickel or Oil Rubbed Bronze
- Cable Drive Waste and Overflow
 - Chrome, Polished Brass, Gold, Polished Nickel, Satin Nickel, Oil Rubbed Bronze or Color Matched (Bone, White and Biscuit Only)
- 2 HP, 3-Speed Run-Dry Pump Upgrade
- Optional Pump Location
- Remote Pump Location
- Hand Held Jet - Chrome or Polished Brass
- Premium Colors

Fax-On-Demand Document # 1045



All acrylic colors featured by Aquatic match the industry's leading fixture manufacturers.