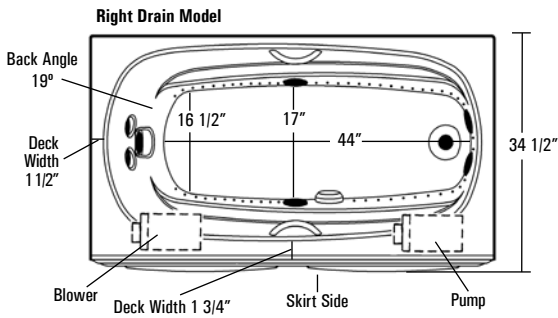


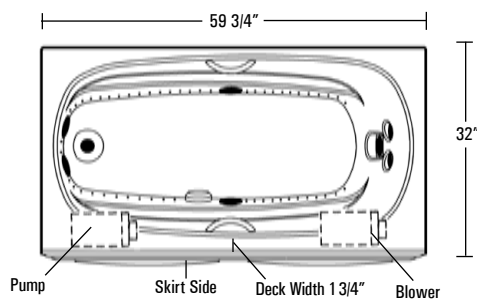
# LUXEAIR 32

AQUATIC


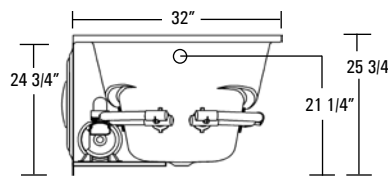
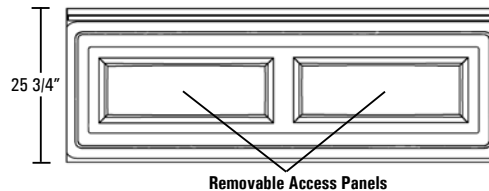

**LUXEAIR SERIES** MODEL # A132LUX6032ISL (LEFT DRAIN) / A132LUX6032ISR (RIGHT DRAIN)



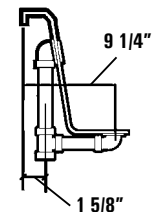
No alternate pump/blower locations available.



Left Drain Model



Rough-In Plumbing Measurements



## SPECIFICATIONS:

### GENERAL SPECIFICATIONS:

Tub Size	59 3/4" x 34 1/2" x 25 3/4"
	152 cm x 88 cm x 65 cm
Bathing Well	44" long
	17" wide
	21 1/4" interior depth
Shipping Weight	292 lbs. / 132 kg
Tub Weight Filled	786 lbs. / 357 kg
Weight w/Equipment	213 lbs. / 97 kg
Gallons to Overflow	69 gal. / 261 L
Gallons to Operate	50 gal. / 189 L

### ELECTRICAL SPECIFICATIONS:

Pump	1.75HP; 12 AMP; 110V
Inline Heater	1.5 kW; 12.5 AMP; 110V
Requirement	1-15 AMP 2 pole, separate circuit required protected with Class A GFCI
Blower	1 HP; 10.5 AMP; 110V
Requirement	1-15 AMP 1 pole, separate circuit required protected with Class A GFCI

This whirlpool will need to be hard wired to the breaker box. Three outlets will be supplied on the whirlpool.

### STANDARD EQUIPMENT:

- 7 Hydrotherapy Jets including:**
    - 4 Full Size Pressure-Flo Hydrotherapy Jets
    - 2 StressEaz Neck & Shoulder Therapy Jets
    - 1 Recessed Rotary Massage Jet
  - Air Bath System:**
    - 53 Air Jets
    - 1 HP Variable Speed Air Blower with 20-Minute Timer
    - Electronic Control Panel
    - 3 Massage Settings: Constant, Wave and Pulse
    - Automatic Purge and Dry Cycle
    - 600 Watt Air Heating System
  - Aquatic Quality Features:**
    - 1.75 HP Run-Dry Pump with 20-Minute Timer
    - 1.5 kW Inline Maintenance Heater
    - "Quiet Pad" Anti-Vibration Pump Mount for Quiet Pump Operation
    - Color Matched Integral Skirt with Removable Access Panels
    - Integrally Molded Tile Flange
    - 2 Bolt-On Grab Bars Color Matched (White & Biscuit) or Chrome
    - 2 Arm Rests
    - Slip Resistant Floor
    - Heat-bent Rigid PVC Piping for Optimum Sanitary Conditions
    - Durable, Easy to Clean, Lucite® Cast Acrylic Surface
    - Available in 8 Standard No-Charge Colors
- UL & IAPMO Listed, Factory Tested Limited Lifetime Warranty**

### OPTIONAL EQUIPMENT:

- Chromatherapy LED Lighting
- Comfort Pillow - Oval or Rectangle
- Jet Finish
  - Chrome, Polished Brass, Gold Tone, Polished Nickel or Satin Nickel
- Bolt on Grab Bars
  - White, Biscuit, Chrome, Polished Brass, Gold, Polished Nickel, Satin Nickel or Oil Rubbed Bronze
- Lift & Turn Waste and Overflow
  - Chrome, Polished Brass, Gold, Polished Nickel, Satin Nickel or Oil Rubbed Bronze
- Cable Drive Waste and Overflow
  - Chrome, Polished Brass, Gold, Polished Nickel, Satin Nickel, Oil Rubbed Bronze or Color Matched (Bone, White and Biscuit Only)
- Hand Held Jet - Chrome or Polished Brass
- Premium Colors

All acrylic colors featured by Aquatic match the industry's leading fixture manufacturers.

Fax-On-Demand Document # 1157



The manufacturer accepts a 1/4" variance. There are variations on each tub and specifications are subject to change as we improve upon our product as required. The dimensions needed for site preparation and structure building should be measured from the tub; Aquatic Industries, Inc. assumes no responsibility for preparatory work. www.aquaticwhirlpools.com 800.555.5324