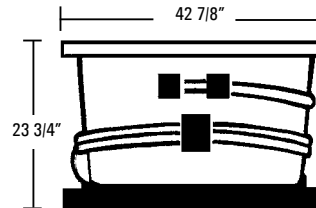
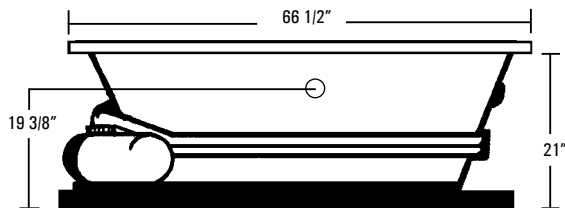
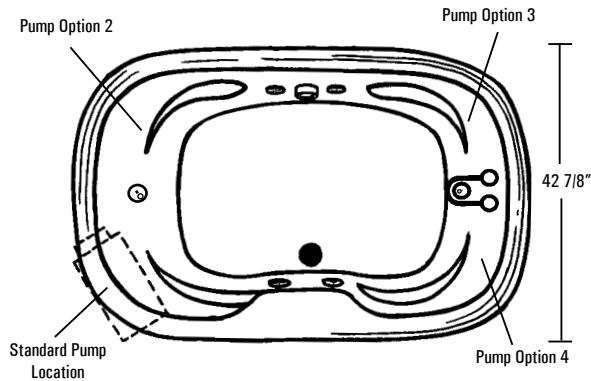


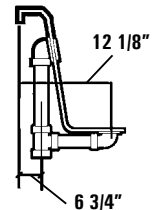
# CANTERBURY

AQUATIC

LUXURY SERIES MODEL # AI6644HCN



**Rough-In Plumbing Measurements**



## SPECIFICATIONS:

### GENERAL SPECIFICATIONS:

Tub Size	66 1/2" x 42 7/8" x 23 3/4" 169 cm x 109 cm x 60 cm
Bathing Well	42" long 27" wide 22 1/2" interior depth
Shipping Weight	220 lbs. / 100 kg
Tub Weight Filled	944 lbs. / 428 kg
Gallons to Overflow	97 gal. / 367 L
Gallons to Operate	1 bather: 78 gal. / 295 L 2 bathers: 59 gal. / 223 L

### ELECTRICAL SPECIFICATIONS:

Pump Requirement	1.75 HP; 12 AMP; 110V 15 AMP; 110V, separate circuit required protected w/ Class A GFCI
Optional Heater Requirement	1.5 kW; 12.5 AMP; 110V 15 AMP; 110V, separate circuit required protected w/ Class A GFCI

### STANDARD EQUIPMENT:

- 8 Hydrotherapy Jets including:**
- 4 Full Size Pressure-Flo Hydrotherapy Jets
  - 2 Recessed Rotary Massage Jets
  - 2 StressEaz Neck & Shoulder Therapy Jets
- Aquatic Quality Features:**
- 1.75 HP Run-Dry Pump with 20-Minute Timer
  - Bath-Side On/Off Electronic Button
  - "Quiet Pad" Anti-Vibration Pump Mount for Quiet Pump Operation
  - 4 Arm Rests
  - Slip Resistant Floor
  - Pre-leveled ABS Support Base
  - Heat-bent Rigid PVC Piping for Optimum Sanitary Conditions
  - Durable, Easy to Clean, Lucite® Cast Acrylic Surface
  - Available in 8 Standard No-Charge Colors
- UL & IAPMO Listed, Factory Tested Limited Lifetime Warranty**

### OPTIONAL EQUIPMENT:

- Chromatherapy LED Lighting
- Comfort Pillow - Oval or Rectangle
- Jet Finish
  - Chrome, Polished Brass, Gold, Polished Nickel or Satin Nickel
- Bolt on Grab Bars
  - White, Biscuit, Chrome, Polished Brass, Gold, Polished Nickel, Satin Nickel or Oil Rubbed Bronze
- 1.5 kW Inline Maintenance Heater
- Lift & Turn Waste and Overflow
  - Chrome, Polished Brass, Gold, Polished Nickel, Satin Nickel or Oil Rubbed Bronze
- Cable Drive Waste and Overflow
  - Chrome, Polished Brass, Gold, Polished Nickel, Satin Nickel, Oil Rubbed Bronze or Color Matched (Bone, White and Biscuit Only)
- 2 HP, 3-Speed Run-Dry Pump Upgrade
- Optional Pump Location
- Remote Pump Location
- Hand Held Jet - Chrome or Polished Brass
- Premium Colors

*All acrylic colors featured by Aquatic match the industry's leading fixture manufacturers.*

**Fax-On-Demand Document # 1030**



The manufacturer accepts a 1/4" variance. There are variations on each tub and specifications are subject to change as we improve upon our product as required. The dimensions needed for site preparation and structure building should be measured from the tub; Aquatic Industries, Inc. assumes no responsibility for preparatory work. [www.aquaticwhirlpools.com](http://www.aquaticwhirlpools.com) 800.555.5324